







Knowledge Organiser for KS3 English

	<h1>Knowledge Organiser for KS3 English</h1>	
Year	Module 5:	<h2>Newspapers</h2>
8	Key Skills	
Term	<ul style="list-style-type: none"> • Writing according to professional features, including: <ul style="list-style-type: none"> ○ The 5Ws ○ Sequencing ○ Sensationalised language ○ Angle ○ Graphology (layout) 	
Spring		
Duration	Useful Weblinks for Homework	Key Pictograms
4-5 weeks	<p style="text-align: center;"> https://bit.ly/36flpKF A great YouTube portal page with lots of tips for writing newspaper articles https://bit.ly/36jdPQ6 Short BBC documentary on the history of journalism </p>	
YOUR TASK		
<ul style="list-style-type: none"> • After studying models of how to write newspaper articles, write your OWN broadsheet/tabloid article on a local issue. Follow the rules for how Newspaper Articles are written and designed. 	Music to listen to while you're working: Leonard Bernstein	
		Homework and On-Going Tasks <ul style="list-style-type: none"> • Your weekly homework will be on Teams • You should be completing independent reading and quizzes on Accelerated Reader • Read a local newspaper e.g. The Shropshire Star • Research the different types of newspapers e.g. broadsheet; tabloid