







# Knowledge Organiser for KS3 English

	<h2>Module 5: Romeo &amp; Juliet Media Study</h2>					
<b>Year</b>	<b>Key Skills</b>		<b>Summary</b>	<b>Key Spellings</b>	<b>Key Terms</b>	
<b>9</b>	<ul style="list-style-type: none"> <li>Writing a PEE essay with a difference! This time you will be focusing on CINEMA techniques, not just the text. Writing about how directors can bring Shakespeare to life with their interpretations of the plays and Using cinematic terminology accurately</li> </ul>		<p>In this unit you will study the play of Romeo and Juliet, reading the key scenes and analysing the characters. But you will also analyse the movie and key movie techniques used to create an impact in Baz Luhrmann's production.</p>	<ul style="list-style-type: none"> <li>Montague</li> <li>Shakespeare</li> <li>Cinematic</li> <li>Version</li> <li>Interpretation</li> <li>Feud</li> <li>Grudge</li> <li>Mutiny</li> </ul>	<ul style="list-style-type: none"> <li>Re-working</li> <li>Montage</li> <li>Freeze-frame</li> <li>Slo-mo</li> <li>Fast cut</li> <li>Zoom</li> <li>Effects</li> <li>Close-up</li> <li>Direction</li> </ul>	
<b>Term</b>	<b>Useful Weblinks for Homework</b>		<b>Key Pictograms</b>			
<b>Spring</b>	<p style="text-align: center;"> <a href="https://bit.ly/37jEG00">https://bit.ly/37jEG00</a>                      Wikipedia – good for facts about the film   <a href="https://bit.ly/30LFBUX">https://bit.ly/30LFBUX</a>                      Baz Luhrmann looks back at his own film   <a href="https://bit.ly/38xEYAp">https://bit.ly/38xEYAp</a>                      Long, but an excellent discussion of the film by a critic                 </p>					
<b>Duration</b>	<b>Music to listen to while you're working:</b>	<b>Connections</b>	<b>Homework and On-Going Tasks</b>			
<b>4-5 weeks</b>	<p><b>Mozart</b></p> 	<ul style="list-style-type: none"> <li>We do study a Shakespeare play in Yr.11 but not in this way!</li> <li>This module is a great opportunity to see Shakespeare through your <i>imagination</i> not just as material to do an exam on.</li> </ul>	<ul style="list-style-type: none"> <li>Your weekly homework (usually published on Teams so make sure that you check)</li> <li>Accelerated Reader</li> <li>Watch the other great film version of <i>Romeo &amp; Juliet</i> – the 1968 classic directed by Franco Zeffirelli</li> <li>Follow any of the Weblinks (above left)</li> </ul>			
<b>YOUR TASK</b>	<ul style="list-style-type: none"> <li>In his 1996 motion picture, how does Baz Luhrmann create such a dramatic interpretation of Shakespeare's material in Act I, Scene i of <i>Romeo &amp; Juliet</i>?</li> </ul>					