






Knowledge Organiser for KS3 English

	<h2>Module 7: FAKE NEWS! Bias & Reliability</h2>				
Year	Module 7:		Summary of the Unit: In this unit you will analyse of a mocumentary and then a complete a detailed study of bias and reliability by looking at a range of both tabloid and broadsheet newspaper articles	Key Spellings <ul style="list-style-type: none"> • bias • reliability • media • argument • truth • investigation 	Key Terms <ul style="list-style-type: none"> ○ Fact and opinion ○ Bias ○ Unreliability ○ Media ○ Manipulation ○ Arguments and counter-arguments ○ Claims ○ Rhetoric ○ Evidence ○ Reason, logic and coherence ○ Agenda ○ Satire
9					
Term					
Spring					
Duration					
4-5 weeks	A YouTube portal page on FAKE NEWS: http://bit.ly/39YXdzm				
YOUR TASK					
Re-read the two articles about Henri Paul. Compare the ways the two writers present their language and layout differently to give two entirely different pictures of Henri Paul. What does this say about media bias?	Music to listen to while you're working:	Connections <ul style="list-style-type: none"> • This isn't so much preparation for GCSE – it's PREPARATION FOR LIFE! • You MUST be able to tell the difference between fact & opinion, truth & lies, honesty & distortion, real news & fake news, claim & counter-claim... 	Homework and On-Going Tasks		
Emile Sande, Read All About It	<ul style="list-style-type: none"> • Your weekly homework (published on Teams) • Accelerated Reader • Follow any of the Weblinks (above left) • If you have been away or lost your materials, all the stuff is here: STUDENT SHARED AREA\ENGLISH\KS3 MODULES\Yr.9\Yr.9 Module 7 – BIAS & RELIABILITY 				